



London to Haslemere, Havant and Portsmouth

Mondays to Fridays

| Operator Days of operation/Notes 1st Class/Reservations/Bus | SW □ | SW A □ | SW □ | SW □ | SW □ | SW □ | SW □ | SW B □ | SW □ | SW B □ | SW □ | SW □ | SW □ | SW □ | SW □ | SW □ | SW □ | SW □ |
|--|---------|--------------|---------|---------|---------|---------|---------|--------------|---------|--------------|---------|---------|---------|---------|---------|---------|---------|---------|
| London Waterloo (WAT)  15 d | | 0508 | 0545 | 0615 | 0645 | 0700 | | 0715 | 0730 | | 0745 | 0800 | | 0830 | 0845 | 0900 | 0930 | 0945 |
| Clapham Junction (CLJ) 10 d | | 0517 | 0552 | 0622u | 0652u | | | 0723u | | | 0752u | | | | 0852u | | | 0952u |
| Woking (WOK) d | | 0552 | 0617e | 0644 | 0713 | 0725 | | 0743 | 0755 | | 0813 | 0826 | | 0855 | 0913 | 0925 | 0955 | 1013 |
| Worplesdon (WPL) d | | | 0622 | 0648 | 0718 | | | 0748 | | | 0818 | | | | 0918 | | | 1018 |
| Guildford (GLD) a | | 0559 | 0627 | 0654 | 0724 | 0732 | | 0754 | 0802 | | 0824 | 0833 | | 0903 | 0924 | 0932 | 1002 | 1024 |
| Guildford (GLD) d | 0509 | 0603 | 0630 | 0655 | 0725 | 0734 | | 0755 | 0804 | | 0826 | 0835 | | 0904 | 0925 | 0933 | 1003 | 1025 |
| Farncombe (FNC) d | | 0609 | 0636 | 0701 | 0731 | | | 0801 | | | 0832 | | | 0910 | 0931 | 0940 | | 1031 |
| Godalming (GOD) d | | 0612 | 0639 | 0704 | 0734 | 0741 | | 0804 | 0811 | | 0835 | 0842 | | 0913 | 0934 | 0943 | 1010 | 1034 |
| Milford (Surrey) (MLF) d | | 0616 | 0643 | 0708 | 0738 | | | 0808 | | | 0839 | | | | 0938 | | | 1038 |
| Witley (WTY) d | | 0620 | 0647 | 0712 | 0742 | | | 0812 | | | 0843 | | | | 0942 | | | 1042 |
| Haslemere (HSL) 4 a | 0523 | 0627 | 0654 | 0719 | 0749 | 0752 | ← | 0820 | 0823 | ← | 0850 | 0854 | ← | 0923 | 0949 | 0954 | 1020 | 1049 |
| Haslemere (HSL) 4 d | 0527 | 0628 | 0655 | 0720 | 0757 | 0753 | 0757 | 0828 | 0824 | 0828 | 0857 | 0854 | 0857 | 0924 | | 0955 | 1021 | |
| Liphook (LIP) d | 0532 | 0633 | 0700 | 0725 | → | | 0802 | → | | 0833 | → | | 0902 | | | 1000 | | |
| Liss (LIS) d | 0538 | 0639 | 0706 | 0731 | | | 0808 | | | 0839 | | | 0908 | | | 1006 | | |
| Petersfield (PTR) d | 0545 | 0645 | 0711 | 0737 | | 0805 | 0814 | | 0836 | 0845 | | 0905 | 0914 | 0935 | | 1012 | 1032 | |
| Rowlands Castle (RLN) d | 0555 | 0654 | 0721 | 0746 | | | 0823 | | | 0854 | | | 0923 | | | 1021 | | |
| Havant (HAV) a | 0600 | 0700 | 0727 | 0752 | | 0817 | 0828 | | 0851 | 0859 | | 0918 | 0928 | 0951 | | 1027 | 1045 | |
| Bedhampton (BDH) a | 0603 | 0703 | 0730 | 0755 | | | 0831 | | | 0902 | | | 0932 | | | 1030 | | |
| Hilsea (HLS) a | 0608 | 0708 | 0738 | 0800 | | | 0837 | | | | | | 0937 | | | 1036 | | |
| Fratton (FTN) a | 0612 | 0712 | 0742 | 0804 | | 0826 | 0841 | | 0900 | | | 0927 | 0941 | 1000 | | 1040 | 1054 | |
| Portsmouth & Southsea (PMS) a | 0616 | 0716 | 0746 | 0808 | | 0830 | 0845 | | 0904 | | | 0931 | 0945 | 1003 | | 1043 | 1057 | |
| Portsmouth Harbour (PMH)  a | 0620 | 0723 | 0750 | 0812 | | 0836 | 0850 | | 0908 | | | 0936 | | 1008 | | 1048 | 1102 | |

| Operator 1st Class/Reservations/Bus | SW □ | SW □ | SW □ | SW □ | SW □ | SW □ | SW □ | SW □ | SW □ | SW □ | SW □ | SW □ | SW □ | SW □ | SW □ | SW □ | SW □ | SW □ |
|--|---------|---------|---------|---------|---------|---------|---------|---------|---------|---------|---------|---------|---------|---------|---------|---------|---------|---------|
| London Waterloo (WAT) 15 d | 1000 | 1030 | 1045 | 1100 | 1130 | 1145 | 1200 | 1230 | 1245 | 1300 | 1330 | 1345 | 1400 | 1430 | 1445 | 1500 | | 1530 |
| Clapham Junction (CLJ) 10 d | | | 1052u | | | 1152u | | | 1252u | | | 1352u | | | 1452u | | | |
| Woking (WOK) d | 1025 | 1055 | 1113 | 1125 | 1155 | 1213 | 1225 | 1255 | 1313 | 1325 | 1355 | 1415 | 1425 | 1455 | 1513 | 1525 | | 1555 |
| Worplesdon (WPL) d | | | 1118 | | | 1218 | | | 1318 | | | 1420 | | | 1518 | | | |
| Guildford (GLD) a | 1032 | 1102 | 1124 | 1132 | 1202 | 1224 | 1232 | 1302 | 1324 | 1332 | 1402 | 1425 | 1432 | 1502 | 1524 | 1532 | | 1602 |
| Guildford (GLD) d | 1033 | 1103 | 1125 | 1133 | 1203 | 1225 | 1233 | 1303 | 1325 | 1333 | 1403 | 1427 | 1433 | 1503 | 1525 | 1533 | | 1604 |
| Farncombe (FNC) d | 1040 | | 1131 | 1140 | | 1231 | 1240 | | 1331 | 1340 | | 1433 | 1440 | | 1531 | 1539 | | 1610 |
| Godalming (GOD) d | 1043 | 1110 | 1134 | 1143 | 1210 | 1234 | 1243 | 1310 | 1334 | 1343 | 1410 | 1436 | 1443 | 1510 | 1534 | 1542 | | 1613 |
| Milford (Surrey) (MLF) d | | | 1138 | | | 1238 | | | 1338 | | | 1440 | | | 1538 | | | 1617 |
| Witley (WTY) d | | | 1142 | | | 1242 | | | 1342 | | | 1444 | | | 1542 | | | 1621 |
| Haslemere (HSL) 4 a | 1054 | 1120 | 1149 | 1154 | 1220 | 1249 | 1254 | 1320 | 1349 | 1354 | 1420 | 1451 | 1455 | 1520 | 1549 | 1553 | ← | 1628 |
| Haslemere (HSL) 4 d | 1055 | 1121 | | 1155 | 1221 | | 1255 | 1321 | | 1355 | 1421 | | 1456 | 1521 | 1556 | 1553 | 1556 | 1628 |
| Liphook (LIP) d | 1100 | | | 1200 | | | 1300 | | | 1400 | | | 1501 | | → | | 1602 | 1633 |
| Liss (LIS) d | 1106 | | | 1206 | | | 1306 | | | 1406 | | | 1507 | | | | 1608 | 1639 |
| Petersfield (PTR) d | 1112 | 1132 | | 1212 | 1232 | | 1312 | 1332 | | 1412 | 1432 | | 1513 | 1532 | | 1604 | 1613 | 1645 |
| Rowlands Castle (RLN) d | 1121 | | | 1221 | | | 1321 | | | 1421 | | | 1522 | | | | 1623 | 1654 |
| Havant (HAV) a | 1127 | 1145 | | 1227 | 1245 | | 1327 | 1345 | | 1427 | 1445 | | 1527 | 1545 | | 1617 | 1628 | 1659 |
| Bedhampton (BDH) a | 1130 | | | 1230 | | | 1330 | | | 1430 | | | 1531 | | | | 1631 | 1703 |
| Hilsea (HLS) a | 1136 | | | 1236 | | | 1336 | | | 1436 | | | 1536 | | | | 1636 | 1708 |
| Fratton (FTN) a | 1140 | 1154 | | 1240 | 1254 | | 1340 | 1354 | | 1440 | 1454 | | 1540 | 1554 | | 1627 | 1640 | 1712 |
| Portsmouth & Southsea (PMS) a | 1143 | 1157 | | 1243 | 1257 | | 1343 | 1357 | | 1443 | 1457 | | 1544 | 1557 | | 1630 | 1644 | 1716 |
| Portsmouth Harbour (PMH) a | 1148 | 1202 | | 1248 | 1302 | | 1348 | 1402 | | 1448 | 1502 | | 1548 | 1602 | | 1636 | | 1720 |

For the complete service between London, Woking and Guildford see table 152

For the complete service between Havant and Portsmouth see table 157

NOTES (see introductory pages for explanation of train operator codes and standard symbols)

- a Arrival time
d Departure time
u Stops to pick up only
e Arrives 5 minutes earlier

- A Also calls at Vauxhall 0512, Wimbledon 0523, Surbiton 0531, Walton-On-Thames 0538, Weybridge 0542 and West Byfleet 0546
B To Southampton Central. Also calls at Cosham 0909, Portchester 0914, Fareham 0919, Swanwick 0926, Netley 0933, Woolston 0940, St Denys 0946 and Southampton Central 0951

London to Haslemere, Havant and Portsmouth

Mondays to Fridays

| Operator Days of operation/Notes 1st Class/Reservations/Bus | SW □ | SW □ | SW □ | SW □ | SW □ | SW □ | SW □ | SW □ | SW □ | SW □ | SW □ | SW □ | SW □ | SW □ | SW C □ | SW □ | SW C □ | SW □ | SW □ |
|---|---------|---------|---------|---------|---------|---------|---------|---------|---------|---------|---------|---------|---------|---------|--------------|---------|--------------|---------|---------|
| London Waterloo (WAT) 15 d | 1545 | 1600 | | 1630 | 1645 | 1700 | | 1715 | 1730 | | 1745 | 1800 | | 1815 | 1830 | | 1845 | 1900 | |
| Clapham Junction (CLJ) 10 d | 1552u | | | 1652u | | | | | | | | | | 1822u | | | | | |
| Woking (WOK) d | 1613 | 1625 | | 1655 | 1714 | 1725 | | | 1755 | | | 1824 | | 1843 | 1855 | | | 1924 | |
| Worplesdon (WPL) d | 1618 | | | 1718 | | | | | 1801 | | | | | 1848 | 1900 | | | | |
| Guildford (GLD) a | 1623 | 1633 | | 1702 | 1724 | 1733 | | 1750 | 1806 | | 1820 | 1833 | | 1853 | 1906 | | 1921 | 1932 | |
| Guildford (GLD) d | 1625 | 1634 | | 1704 | 1725 | 1734 | | 1753 | 1810 | | 1822 | 1834 | | 1855 | 1909 | | 1923 | 1933 | |
| Farncombe (FNC) d | 1631 | | | 1710 | 1731 | | | 1759 | | | 1828 | | | 1901 | | | 1929 | | |
| Godalming (GOD) d | 1634 | 1641 | | 1713 | 1734 | 1742 | | 1802 | 1817 | | 1831 | 1841 | | 1904 | 1915 | | 1932 | 1940 | |
| Milford (Surrey) (MLF) d | 1638 | | | 1738 | | | | 1806 | | | 1835 | | | 1908 | | | 1936 | | |
| Witley (WTY) d | 1642 | | | 1742 | | | | 1811 | | | 1839 | | | 1912 | | | 1940 | | |
| Haslemere (HSL) 4 a | 1649 | 1652 | ← | 1724 | 1750 | 1753 | ← | 1818 | 1827 | ← | 1847 | 1852 | ← | 1920 | 1926 | ← | 1947 | 1951 | |
| Haslemere (HSL) 4 d | 1657 | 1653 | | 1725 | 1757 | 1754 | | 1757 | 1832 | 1828 | 1832 | 1856 | 1853 | 1856 | 1929 | 1926 | 1929 | 1956 | 1952 |
| Liphook (LIP) d | ← | | | 1702 | ← | | | 1802 | ← | | 1838 | ← | | 1901 | ← | | 1934 | ← | |
| Liss (LIS) d | | | | 1708 | | | | 1808 | | | 1844 | | | 1907 | | | 1940 | | |
| Petersfield (PTR) d | | 1704 | 1713 | 1736 | | 1806 | 1814 | | 1840 | 1850 | | 1904 | 1913 | | 1938 | 1946 | | 2003 | |
| Rowlands Castle (RLN) d | | | 1723 | | | | 1824 | | | 1900 | | | 1922 | | | 1955 | | | |
| Havant (HAV) a | | 1717 | 1728 | 1752 | | 1818 | 1829 | | 1852 | 1905 | | 1917 | 1927 | | 1951 | 2000 | | 2016 | |
| Bedhampton (BDH) a | | | 1731 | | | | 1832 | | | 1908 | | | 1930 | | | | | | |
| Hilsea (HLS) a | | | 1737 | | | | 1837 | | | 1914 | | | 1936 | | | | | | |
| Fratton (FTN) a | | 1727 | 1741 | 1801 | | 1827 | 1841 | | 1902 | 1918 | | 1926 | 1940 | | 2000 | | | 2025 | |
| Portsmouth & Southsea (PMS) a | | 1730 | 1745 | 1804 | | 1831 | 1847 | | 1905 | 1926 | | 1929 | 1946 | | 2003 | | | 2030 | |
| Portsmouth Harbour (PMH) a | | 1738 | | 1810 | | 1838 | | | 1911 | | | 1938 | | | 2009 | | | 2036 | |

| Operator Days of operation/Notes 1st Class/Reservations/Bus | SW □ | SW D □ | SW □ | SW D □ | SW □ | SW □ | SW □ | SW □ | SW □ | SW □ | SW □ | SW □ | SW □ | SW □ | SW □ | SW □ |
|---|---------|--------------|---------|--------------|---------|---------|---------|---------|---------|---------|---------|---------|---------|---------|---------|---------|
| London Waterloo (WAT) 15 d | | 1915 | 1930 | | 1945 | 2000 | 2030 | 2045 | 2100 | 2130 | 2145 | 2200 | 2230 | 2300 | 2332 | |
| Clapham Junction (CLJ) 10 d | | 1922u | | | 1952u | | | 2052u | | | 2152u | | | 2307u | 2339u | |
| Woking (WOK) d | | 1944 | 1955 | | 2013 | 2025 | 2055 | 2113 | 2125 | 2155 | 2213 | 2225 | 2256 | 2328 | 0001f | |
| Worplesdon (WPL) d | | 1948 | | | 2018 | | | 2118 | | | 2218 | | | 2333 | | |
| Guildford (GLD) a | | 1954 | 2003 | | 2024 | 2032 | 2103 | 2123 | 2133 | 2203 | 2223 | 2233 | 2304 | 2338 | 0008 | |
| Guildford (GLD) d | | 1955 | 2004 | | 2025 | 2033 | 2104 | 2125 | 2134 | 2204 | 2225 | 2234 | 2305 | 2340 | 0009 | |
| Farncombe (FNC) d | | 2001 | | | 2031 | 2040 | | 2131 | 2140 | | 2231 | 2240 | 2311 | 2346 | 0015 | |
| Godalming (GOD) d | | 2004 | 2011 | | 2034 | 2043 | 2111 | 2134 | 2143 | 2211 | 2234 | 2243 | 2314 | 2349 | 0018 | |
| Milford (Surrey) (MLF) d | | 2008 | | | 2038 | | | 2138 | | | 2238 | | | 2353 | 0022s | |
| Witley (WTY) d | | 2012 | | | 2042 | | | 2142 | | | 2242 | | | 2357 | 0026s | |
| Haslemere (HSL) 4 a | ← | 2020 | 2023 | ← | 2049 | 2054 | 2121 | 2149 | 2154 | 2222 | 2249 | 2254 | 2324 | 0004 | 0033 | |
| Haslemere (HSL) 4 d | 1956 | 2028 | 2024 | 2028 | | 2055 | 2122 | | 2155 | 2223 | | 2255 | 2325 | 0005 | 0034 | |
| Liphook (LIP) d | 2001 | ← | | 2033 | | 2100 | | | 2200 | | | 2300 | | 0010 | 0039 | |
| Liss (LIS) d | 2007 | | | 2039 | | 2106 | | | 2206 | | | 2306 | | 0016 | 0045 | |
| Petersfield (PTR) d | 2013 | | 2036 | 2044 | | 2112 | 2133 | | 2212 | 2234 | | 2312 | 2336 | 0021 | 0050 | |
| Rowlands Castle (RLN) d | 2022 | | 2054 | | 2121 | | | 2221 | | | 2321 | | | 0031 | 0100 | |
| Havant (HAV) a | 2027 | | 2051 | 2100 | 2127 | 2146 | | 2227 | 2246 | | 2326 | 2350 | | 0036 | 0105 | |
| Bedhampton (BDH) a | 2030 | | | 2103 | | 2130 | | | 2230 | | | 2330 | | 0039 | 0108 | |
| Hilsea (HLS) a | 2036 | | | | | 2135 | | | 2236 | | | 2335 | | 0044 | 0113 | |
| Fratton (FTN) a | 2040 | | 2100 | | | 2139 | 2155 | | 2240 | 2258 | | 2339 | 2359 | 0048 | 0117 | |
| Portsmouth & Southsea (PMS) a | 2044 | | 2104 | | | 2143 | 2158 | | 2244 | 2302 | | 2343 | 0004 | 0052 | 0121 | |
| Portsmouth Harbour (PMH) a | 2050 | | 2108 | | | 2147 | 2202 | | 2248 | 2306 | | 2348 | 0008 | | 0125 | |

NOTES (see introductory pages for explanation of train operator codes and standard symbols)

- a** Arrival time
d Departure time
s Stops to set down only
u Stops to pick up only
f Arrives 3 minutes earlier

C To Fareham. Also calls at Cosham 2008, Portchester 2013 and Fareham 2020

D To Southampton Central. Also calls at Cosham 2109, Portchester 2114, Fareham 2119, Swanwick 2126, Netley 2133, Woolston 2140 and Southampton Central 2153

London to Haslemere, Havant and Portsmouth

Saturdays

| Operator 1st Class/Reservations/Bus | SW □ | SW □ | SW □ | SW □ | SW □ | SW □ | SW □ | SW □ | SW □ | SW □ | SW □ | SW □ | SW □ | SW □ | SW □ | SW □ | SW □ | SW □ |
|--|---------|---------|---------|---------|---------|---------|---------|---------|---------|---------|---------|---------|---------|---------|---------|---------|---------|---------|
| London Waterloo (WAT) 15 d | | 0545 | 0645 | 0730 | 0745 | 0800 | | 0830 | 0845 | 0900 | | 0930 | 0945 | 1000 | | 1030 | 1045 | 1100 |
| Clapham Junction (CLJ) 10 d | | 0552 | 0652u | | 0752u | | | | 0852u | | | | 0952u | | | | 1052u | |
| Woking (WOK) | d | 0613 | 0713 | 0755 | 0813 | 0825 | | 0855 | 0913 | 0925 | | 0955 | 1013 | 1025 | | 1055 | 1113 | 1125 |
| Worplesdon (WPL) | d | 0618 | 0717 | | 0818 | | | | 0918 | | | | 1018 | | | | 1118 | |
| Guildford (GLD) | a | 0623 | 0723 | 0802 | 0823 | 0832 | | 0902 | 0923 | 0932 | | 1002 | 1024 | 1032 | | 1102 | 1123 | 1132 |
| Guildford (GLD) | d | 0515 | 0625 | 0724 | 0803 | 0825 | 0833 | | 0903 | 0925 | 0933 | | 1003 | 1025 | 1033 | | 1103 | 1125 |
| Farncombe (FNC) | d | | 0631 | 0730 | | 0831 | 0839 | | | 0931 | 0939 | | | 1031 | 1039 | | 1131 | 1139 |
| Godalming (GOD) | d | | 0634 | 0733 | 0810 | 0834 | 0842 | | 0910 | 0934 | 0942 | | 1010 | 1034 | 1042 | | 1110 | 1134 |
| Milford (Surrey) (MLF) | d | | 0638 | 0737 | | 0838 | | | | 0938 | | | | 1038 | | | 1138 | |
| Witley (WTY) | d | | 0642 | 0741 | | 0842 | | | | 0942 | | | | 1042 | | | 1142 | |
| Haslemere (HSL) 4 a | 0529 | 0649 | 0748 | 0820 | 0849 | 0853 | | 0920 | 0949 | 0953 | | 1020 | 1049 | 1053 | | 1120 | 1149 | 1153 |
| Haslemere (HSL) 4 d | 0530 | 0650 | 0749 | 0821 | 0857 | 0853 | | 0921 | 0957 | 0953 | 0957 | 1021 | 1057 | 1053 | 1057 | 1121 | 1157 | 1153 |
| Liphook (LIP) | d | 0535 | 0655 | 0754 | | | | 0902 | | | 1002 | | | | 1102 | | | |
| Liss (LIS) | d | 0541 | 0701 | 0800 | | | | 0908 | | | 1008 | | | | 1108 | | | |
| Petersfield (PTR) | d | 0546 | 0706 | 0806 | 0832 | | 0904 | 0913 | 0932 | | 1004 | 1013 | 1032 | | 1104 | 1113 | 1132 | 1204 |
| Rowlands Castle (RLN) | d | 0556 | 0716 | 0815 | | | | 0923 | | | 1023 | | | | 1123 | | | |
| Havant (HAV) | a | 0601 | 0722 | 0827 | 0845 | | 0917 | 0928 | 0945 | | 1017 | 1028 | 1045 | | 1117 | 1128 | 1145 | 1217 |
| Bedhampton (BDH) | a | 0604 | 0725 | 0830 | | | | 0931 | | | 1031 | | | | 1131 | | | |
| Hilsea (HLS) | a | 0610 | 0730 | 0839 | | | | 0936 | | | 1036 | | | | 1136 | | | |
| Fratton (FTN) | a | 0614 | 0734 | 0844 | 0854 | | 0926 | 0940 | 0954 | | 1026 | 1040 | 1054 | | 1126 | 1140 | 1154 | 1226 |
| Portsmouth & Southsea (PMS) | a | 0617 | 0738 | 0847 | 0857 | | 0929 | 0944 | 0957 | | 1030 | 1044 | 1057 | | 1130 | 1144 | 1157 | 1229 |
| Portsmouth Harbour (PMH) | a | 0622 | 0743 | 0851 | 0901 | | 0934 | | 1002 | | 1034 | | 1102 | | 1134 | | 1202 | 1234 |

| Operator 1st Class/Reservations/Bus | SW □ | SW □ | SW □ | SW □ | SW □ | SW □ | SW □ | SW □ | SW □ | SW □ | SW □ | SW □ | SW □ | SW □ | SW □ | SW □ | SW □ | SW □ |
|--|---------|---------|---------|---------|---------|---------|---------|---------|---------|---------|---------|---------|---------|---------|---------|---------|---------|---------|
| London Waterloo (WAT) 15 d | | 1130 | 1145 | 1200 | | 1230 | 1245 | 1300 | | 1330 | 1345 | 1400 | | 1430 | 1445 | 1500 | | 1530 |
| Clapham Junction (CLJ) 10 d | | | 1152u | | | | 1254u | | | | 1352u | | | | 1452u | | | |
| Woking (WOK) | d | 1155 | 1213 | 1225 | | 1255 | 1314 | 1325 | | 1355 | 1413 | 1425 | | 1455 | 1513 | 1525 | | 1555 |
| Worplesdon (WPL) | d | | 1218 | | | | 1319 | | | | 1418 | | | | 1518 | | | |
| Guildford (GLD) | a | 1203 | 1223 | 1232 | | 1303 | 1324 | 1332 | | 1402 | 1423 | 1432 | | 1502 | 1523 | 1532 | | 1602 |
| Guildford (GLD) | d | 1204 | 1225 | 1233 | | 1304 | 1325 | 1333 | | 1403 | 1425 | 1433 | | 1503 | 1525 | 1533 | | 1603 |
| Farncombe (FNC) | d | | 1231 | 1239 | | | 1331 | 1339 | | | 1431 | 1439 | | | 1531 | 1539 | | |
| Godalming (GOD) | d | 1210 | 1234 | 1242 | | 1310 | 1334 | 1342 | | 1410 | 1434 | 1442 | | 1510 | 1534 | 1542 | | 1610 |
| Milford (Surrey) (MLF) | d | | 1238 | | | | 1338 | | | | 1438 | | | | 1538 | | | |
| Witley (WTY) | d | | 1242 | | | | 1342 | | | | 1442 | | | | 1542 | | | |
| Haslemere (HSL) 4 a | | 1221 | 1249 | 1253 | | 1321 | 1350 | 1353 | | 1420 | 1449 | 1453 | | 1520 | 1549 | 1553 | | 1620 |
| Haslemere (HSL) 4 d | 1157 | 1221 | 1257 | 1253 | 1257 | 1321 | 1357 | 1353 | 1357 | 1421 | 1457 | 1453 | 1457 | 1521 | 1557 | 1553 | 1557 | 1621 |
| Liphook (LIP) | d | 1202 | | | 1302 | | | | 1402 | | | | 1502 | | | | 1602 | |
| Liss (LIS) | d | 1208 | | | 1308 | | | 1408 | | | 1508 | | | | 1608 | | | |
| Petersfield (PTR) | d | 1213 | 1232 | | 1304 | 1313 | 1332 | | 1404 | 1414 | 1432 | | 1504 | 1513 | 1532 | | 1604 | 1632 |
| Rowlands Castle (RLN) | d | 1223 | | | 1323 | | | 1423 | | | 1523 | | | | 1623 | | | |
| Havant (HAV) | a | 1228 | 1245 | | 1317 | 1328 | 1345 | | 1417 | 1428 | 1445 | | 1517 | 1528 | 1545 | | 1617 | 1645 |
| Bedhampton (BDH) | a | 1231 | | | 1331 | | | 1431 | | | 1531 | | | | 1631 | | | |
| Hilsea (HLS) | a | 1236 | | | 1336 | | | 1437 | | | 1536 | | | | 1636 | | | |
| Fratton (FTN) | a | 1240 | 1254 | | 1326 | 1340 | 1354 | | 1426 | 1441 | 1454 | | 1526 | 1540 | 1554 | | 1626 | 1654 |
| Portsmouth & Southsea (PMS) | a | 1244 | 1257 | | 1330 | 1344 | 1357 | | 1430 | 1444 | 1457 | | 1529 | 1544 | 1557 | | 1629 | 1657 |
| Portsmouth Harbour (PMH) | a | 1302 | | | 1334 | | 1402 | | 1434 | | 1502 | | 1534 | | 1602 | | 1634 | 1702 |

NOTES (see introductory pages for explanation of train operator codes and standard symbols)

- a Arrival time
d Departure time
u Stops to pick up only

London to Haslemere, Havant and Portsmouth

Saturdays

| Operator Days of operation/Notes 1st Class/Reservations/Bus | SW A | SW A | SW A | SW A | SW A | SW A | SW A | SW A | SW A | SW A | SW A | SW A | SW A | SW A | SW A | SW A | SW A | SW A |
|---|---------|---------|---------|---------|---------|---------|---------|---------|---------|---------|---------|---------|---------|---------|---------|---------|---------|---------|
| London Waterloo (WAT) 15 d | 1545 | 1600 | | 1630 | 1645 | 1700 | | 1730 | 1745 | 1800 | | 1830 | 1845 | 1900 | | 1930 | 1945 | 2000 |
| Clapham Junction (CLJ) 10 d | 1552u | | | 1652u | | | | | 1752u | | | | 1852u | | | | 1952u | |
| Woking (WOK) d | 1613 | 1625 | | 1655 | 1713 | 1725 | | 1755 | 1813 | 1825 | | 1855 | 1913 | 1925 | | 1955 | 2013 | 2025 |
| Worplesdon (WPL) d | 1618 | | | | 1718 | | | | 1818 | | | | 1918 | | | | 2018 | |
| Guildford (GLD) a | 1623 | 1632 | | 1702 | 1723 | 1732 | | 1802 | 1823 | 1832 | | 1902 | 1923 | 1932 | | 2002 | 2023 | 2032 |
| Guildford (GLD) d | 1625 | 1633 | | 1703 | 1725 | 1733 | | 1803 | 1825 | 1833 | | 1903 | 1925 | 1933 | | 2003 | 2025 | 2033 |
| Farncombe (FNC) d | 1631 | 1639 | | | 1731 | 1739 | | | 1831 | 1839 | | | 1931 | 1939 | | | 2031 | 2039 |
| Godalming (GOD) d | 1634 | 1642 | | 1710 | 1734 | 1742 | | 1810 | 1834 | 1842 | | 1911 | 1934 | 1942 | | 2010 | 2034 | 2042 |
| Milford (Surrey) (MLF) d | 1638 | | | | 1738 | | | | 1838 | | | | 1938 | | | | 2038 | |
| Witley (WTY) d | 1642 | | | | 1742 | | | | 1842 | | | | 1942 | | | | 2042 | |
| Haslemere (HSL) 4 a | 1649 | 1653 | | 1720 | 1749 | 1753 | | 1820 | 1849 | 1853 | | 1921 | 1950 | 1953 | | 2020 | 2049 | 2053 |
| Haslemere (HSL) 4 d | 1657 | 1653 | | 1657 | 1721 | 1757 | | 1757 | 1821 | 1857 | | 1857 | 1922 | 1957 | | 1957 | 2021 | 2053 |
| Liphook (LIP) d | | | | 1702 | | | | 1802 | | | | 1902 | | | | 2002 | | |
| Liss (LIS) d | | | | 1708 | | | | 1808 | | | | 1908 | | | | 2008 | | |
| Petersfield (PTR) d | | 1704 | 1713 | 1732 | | 1804 | 1813 | 1832 | | 1904 | 1913 | 1933 | | 2004 | 2013 | 2032 | | 2104 |
| Rowlands Castle (RLN) d | | | 1723 | | | | 1823 | | | | 1923 | | | | 2023 | | | |
| Havant (HAV) a | | 1717 | 1728 | 1745 | | 1817 | 1828 | 1845 | | 1917 | 1928 | 1945 | | 2017 | 2028 | 2045 | | 2117 |
| Bedhampton (BDH) a | | | 1731 | | | | 1831 | | | | | 1931 | | | | 2031 | | |
| Hilsea (HLS) a | | | 1736 | | | | 1836 | | | | | 1936 | | | | 2036 | | |
| Fratton (FTN) a | | 1726 | 1740 | 1754 | | 1826 | 1840 | 1854 | | 1926 | 1940 | 1954 | | 2026 | 2040 | 2054 | | 2126 |
| Portsmouth & Southsea (PMS) a | | 1729 | 1744 | 1757 | | 1829 | 1844 | 1857 | | 1929 | 1944 | 1958 | | 2029 | 2044 | 2057 | | 2129 |
| Portsmouth Harbour (PMH) a | | 1734 | | 1802 | | 1834 | | 1902 | | 1934 | | 2002 | | 2036 | | 2102 | | 2135 |

| Operator Days of operation/Notes 1st Class/Reservations/Bus | SW A | SW A | SW A | SW A | SW A | SW A | SW A | SW A | SW A | SW A | SW A | SW A | SW A | SW A | SW A | SW A | SW A | SW A |
|---|---------|---------|---------|---------|---------|---------|---------|---------|---------|---------|---------|---------|---------|---------|---------|---------|---------|---------|
| London Waterloo (WAT) 15 d | | 2030 | 2045 | 2100 | | 2130 | 2145 | 2200 | | 2230 | 2245 | 2300 | | 2315 | 2345 | | | |
| Clapham Junction (CLJ) 10 d | | | 2052u | | | 2130 | 2152u | | | | 2252u | 2307u | | 2322u | 2352u | | | |
| Woking (WOK) d | | 2055 | 2113 | 2125 | | 2155 | 2213 | 2225 | | 2255 | 2313 | 2327 | | 2344 | 0014 | | | |
| Worplesdon (WPL) d | | | 2118 | | | | 2218 | | | | 2318 | | | | 0019 | | | |
| Guildford (GLD) a | | 2102 | 2123 | 2132 | | 2202 | 2223 | 2232 | | 2303 | 2323 | 2334 | | 2352 | 0024 | | | |
| Guildford (GLD) d | | 2103 | 2125 | 2133 | | 2203 | 2225 | 2233 | | 2304 | 2325 | 2336 | | 2353 | 0026 | | | |
| Farncombe (FNC) d | | | 2131 | 2139 | | | 2231 | 2239 | | 2310 | 2331 | | | 2359 | 0032 | | | |
| Godalming (GOD) d | | 2110 | 2134 | 2143 | | 2210 | 2234 | 2243 | | 2313 | 2334 | 2343 | | 0002 | 0035 | | | |
| Milford (Surrey) (MLF) d | | | 2138 | | | | 2238 | | | | 2338 | | | | 0039s | | | |
| Witley (WTY) d | | | 2142 | | | | 2242 | | | | 2342 | | | | 0043s | | | |
| Haslemere (HSL) 4 a | | 2120 | 2149 | 2154 | | 2220 | 2249 | 2253 | | 2323 | 2349 | 2353 | | 0012 | 0050 | | | |
| Haslemere (HSL) 4 d | 2056 | 2121 | 2158 | 2155 | 2158 | 2221 | 2258 | 2254 | 2258 | 2324 | 2358 | 2354 | 2358 | 0013 | 0051 | | | |
| Liphook (LIP) d | 2101 | | | | 2203 | | | | 2303 | | | | | 0003 | 0056s | | | |
| Liss (LIS) d | 2107 | | | | 2209 | | | | 2309 | | | | | 0009 | 0102s | | | |
| Petersfield (PTR) d | 2113 | 2132 | | 2207 | 2215 | 2232 | | 2305 | 2315 | 2335 | | 0005 | 0015 | 0024 | 0107 | | | |
| Rowlands Castle (RLN) d | 2122 | | | 2224 | | | | | 2324 | | | | | 0024 | 0117s | | | |
| Havant (HAV) a | 2127 | 2145 | | 2220 | 2229 | 2245 | | 2318 | 2329 | 2350 | | 0018 | 0029 | 0036 | 0122 | | | |
| Bedhampton (BDH) a | | 2148 | | | 2235 | | | | 2334 | | | | | 0033 | 0125s | | | |
| Hilsea (HLS) a | | 2153 | | | 2241 | | | | 2340 | | | | | 0038 | 0130s | | | |
| Fratton (FTN) a | | 2157 | | 2229 | 2245 | 2254 | | 2327 | 2345 | 2359 | | 0027 | 0042 | 0045 | 0134s | | | |
| Portsmouth & Southsea (PMS) a | | 2201 | | 2233 | 2248 | 2257 | | 2330 | 2349 | 0004 | | 0030 | 0046 | 0049 | 0138 | | | |
| Portsmouth Harbour (PMH) a | | 2208 | | 2237 | 2252 | 2302 | | 2335 | 2354 | 0008 | | 0035 | | 0054 | | | | |






NOTES (see introductory pages for explanation of train operator codes and standard symbols)






- a Arrival time
- d Departure time
- s Stops to set down only
- u Stops to pick up only

A To Southampton Central. Also calls at Cosham 2135, Fareham 2143, Swanwick 2149, Netley 2156, Woolston 2201 and Southampton Central 2211

London to Haslemere, Havant and Portsmouth

Sundays

| Operator 1st Class/Reservations/Bus | SW □ | SW □ | SW □ | SW □ | SW □ | SW □ | SW □ | SW □ | SW □ | SW □ | SW □ | SW □ | SW □ | SW □ | SW □ | SW □ | SW □ | SW □ |
|--|---------|---------|---------|---------|---------|---------|---------|---------|---------|---------|---------|---------|---------|---------|---------|---------|---------|---------|
| London Waterloo (WAT)  d | | 0800 | 0830 | 0900 | 0930 | 1000 | 1030 | 1100 | 1130 | 1200 | 1230 | 1300 | 1330 | 1400 | 1430 | 1500 | 1530 | 1600 |
| Clapham Junction (CLJ)  d | | 0809u | 0837u | 0909u | 0939u | 1009u | 1039u | 1109u | 1139u | 1209u | 1237u | 1309u | 1337u | 1409u | 1437u | 1509u | 1537u | 1609u |
| Woking (WOK) d | 0732 | 0833 | 0857 | 0933 | 1002 | 1033 | 1102 | 1133 | 1202 | 1233 | 1257 | 1333 | 1357 | 1432 | 1457 | 1532 | 1557 | 1632 |
| Worplesdon (WPL) d | | | | | | | | | | | | | | | | | | |
| Guildford (GLD) a | 0740 | 0840 | 0904 | 0940 | 1010 | 1040 | 1110 | 1140 | 1210 | 1240 | 1304 | 1340 | 1404 | 1440 | 1504 | 1540 | 1604 | 1640 |
| Guildford (GLD) d | 0742 | 0842 | 0905 | 0942 | 1012 | 1042 | 1112 | 1142 | 1212 | 1242 | 1305 | 1342 | 1405 | 1442 | 1505 | 1542 | 1605 | 1642 |
| Farncombe (FNC) d | 0748 | 0848 | | 0948 | | 1048 | | 1148 | | 1248 | | 1348 | | 1448 | | 1548 | | 1648 |
| Godalming (GOD) d | 0751 | 0851 | 0912 | 0951 | 1018 | 1051 | 1118 | 1151 | 1218 | 1251 | 1312 | 1351 | 1412 | 1451 | 1512 | 1551 | 1612 | 1651 |
| Milford (Surrey) (MLF) d | 0755 | 0855 | | 0955 | | 1055 | | 1155 | | 1255 | | 1355 | | 1455 | | 1555 | | 1655 |
| Witley (WTY) d | 0759 | 0859 | | 0959 | | 1059 | | 1159 | | 1259 | | 1359 | | 1459 | | 1559 | | 1659 |
| Haslemere (HSL)  a | 0806 | 0906 | 0922 | 1006 | 1029 | 1106 | 1129 | 1206 | 1229 | 1306 | 1322 | 1406 | 1422 | 1506 | 1522 | 1606 | 1622 | 1706 |
| Haslemere (HSL)  d | 0807 | 0907 | 0923 | 1007 | 1030 | 1107 | 1130 | 1207 | 1230 | 1307 | 1323 | 1407 | 1423 | 1507 | 1523 | 1607 | 1623 | 1707 |
| Liphook (LIP) d | 0812 | 0912 | | 1012 | | 1112 | | 1212 | | 1312 | | 1412 | | 1512 | | 1612 | | 1712 |
| Liss (LIS) d | 0818 | 0918 | | 1018 | | 1118 | | 1218 | | 1318 | | 1418 | | 1518 | | 1618 | | 1718 |
| Petersfield (PTR) d | 0823 | 0923 | 0934 | 1023 | 1041 | 1123 | 1141 | 1223 | 1241 | 1323 | 1334 | 1423 | 1434 | 1523 | 1534 | 1623 | 1634 | 1723 |
| Rowlands Castle (RLN) d | 0833 | 0933 | | 1033 | | 1133 | | 1233 | | 1333 | | 1433 | | 1533 | | 1633 | | 1733 |
| Havant (HAV) a | 0838 | 0938 | 0947 | 1040 | 1054 | 1140 | 1154 | 1240 | 1254 | 1340 | 1346 | 1440 | 1446 | 1540 | 1546 | 1640 | 1646 | 1740 |
| Bedhampton (BDH) a | 0841 | 0943 | | 1043 | | 1143 | | 1243 | | 1343 | | 1443 | | 1543 | | 1643 | | 1743 |
| Hilsea (HLS) a | | | | | | | | | | | | | | | | | | |
| Fratton (FTN) a | 0849 | 0951 | 0956 | 1051 | 1103 | 1151 | 1203 | 1251 | 1304 | 1351 | 1355 | 1451 | 1455 | 1551 | 1555 | 1651 | 1655 | 1751 |
| Portsmouth & Southsea (PMS) a | 0853 | 0955 | 1000 | 1055 | 1107 | 1155 | 1207 | 1255 | 1308 | 1355 | 1359 | 1455 | 1459 | 1555 | 1559 | 1655 | 1659 | 1755 |
| Portsmouth Harbour (PMH)  a | 0857 | 1000 | 1004 | 1100 | 1112 | 1200 | 1212 | 1300 | 1312 | 1400 | 1403 | 1500 | 1503 | 1600 | 1603 | 1700 | 1703 | 1800 |













| Operator 1st Class/Reservations/Bus | SW □ | SW □ | SW □ | SW □ | SW □ | SW □ | SW □ | SW □ | SW □ | SW □ | SW □ | SW □ | SW □ | SW □ | SW □ | SW □ | SW □ | SW □ |
|--|---------|---------|---------|---------|---------|---------|---------|---------|---------|---------|---------|---------|---------|---------|---------|---------|---------|---------|
| London Waterloo (WAT)  d | 1630 | 1700 | 1730 | 1800 | 1830 | 1900 | 1930 | 2000 | 2030 | 2100 | 2130 | 2200 | 2230 | 2300 | 2330 | | | |
| Clapham Junction (CLJ)  d | 1637u | 1709u | 1737u | 1809u | 1837u | 1909u | 1937u | 2009u | 2037u | 2109u | 2137u | 2209u | 2237u | 2309u | 2339u | | | |
| Woking (WOK) d | 1657 | 1732 | 1757 | 1832 | 1857 | 1932 | 1957 | 2032 | 2057 | 2132 | 2157 | 2232 | 2257 | 2332 | 0002 | | | |
| Worplesdon (WPL) d | | | | | | | | | | | | | | | | | | |
| Guildford (GLD) a | 1704 | 1740 | 1804 | 1840 | 1904 | 1940 | 2004 | 2040 | 2104 | 2140 | 2204 | 2240 | 2304 | 2340 | 0010 | | | |
| Guildford (GLD) d | 1705 | 1742 | 1805 | 1842 | 1905 | 1942 | 2005 | 2042 | 2105 | 2142 | 2205 | 2242 | 2305 | 2342 | 0012 | | | |
| Farncombe (FNC) d | 1748 | | | 1848 | | 1948 | | 2048 | | 2149 | | 2248 | | 2348 | | | | |
| Godalming (GOD) d | 1712 | 1751 | 1812 | 1851 | 1912 | 1951 | 2012 | 2051 | 2112 | 2152 | 2212 | 2251 | 2312 | 2351 | 0018 | | | |
| Milford (Surrey) (MLF) d | | 1755 | | 1855 | | 1955 | | 2055 | | 2156 | | 2255 | | 2355 | | | | |
| Witley (WTY) d | | 1759 | | 1859 | | 1959 | | 2059 | | 2200 | | 2259 | | 2359 | | | | |
| Haslemere (HSL)  a | 1722 | 1806 | 1822 | 1906 | 1922 | 2006 | 2022 | 2106 | 2122 | 2207 | 2222 | 2306 | 2322 | 0006 | 0029 | | | |
| Haslemere (HSL)  d | 1723 | 1807 | 1823 | 1907 | 1923 | 2007 | 2023 | 2107 | 2123 | 2208 | 2223 | 2307 | 2323 | 0007 | 0029 | | | |
| Liphook (LIP) d | | 1812 | | 1912 | | 2012 | | 2112 | | 2213 | | 2312 | | 0012 | | | | |
| Liss (LIS) d | | 1818 | | 1918 | | 2018 | | 2118 | | 2219 | | 2318 | | 0018 | | | | |
| Petersfield (PTR) d | 1734 | 1823 | 1834 | 1923 | 1934 | 2023 | 2034 | 2123 | 2134 | 2224 | 2234 | 2323 | 2334 | 0023 | 0040 | | | |
| Rowlands Castle (RLN) d | | 1833 | | 1933 | | 2033 | | 2133 | | 2234 | | 2333 | | 0033 | | | | |
| Havant (HAV) a | 1746 | 1840 | 1846 | 1940 | 1946 | 2040 | 2046 | 2140 | 2146 | 2240 | 2247 | 2338 | 2347 | 0038 | 0053 | | | |
| Bedhampton (BDH) a | | 1843 | | 1943 | | 2043 | | 2143 | | 2243 | | 2343 | | 0041 | | | | |
| Hilsea (HLS) a | | | | | | | | | | | | | | | | | | |
| Fratton (FTN) a | 1755 | 1851 | 1855 | 1951 | 1955 | 2051 | 2055 | 2151 | 2155 | 2251 | 2256 | 2351 | 2356 | 0049 | 0102 | | | |
| Portsmouth & Southsea (PMS) a | 1759 | 1855 | 1859 | 1955 | 1959 | 2055 | 2059 | 2155 | 2159 | 2255 | 2300 | 2355 | 2359 | 0053 | 0105 | | | |
| Portsmouth Harbour (PMH)  a | 1803 | 1900 | 1903 | 2000 | 2003 | 2100 | 2103 | 2200 | 2204 | 2300 | 2304 | 2359 | 0004 | 0058 | 0109 | | | |

NOTES (see introductory pages for explanation of train operator codes and standard symbols)

- a Arrival time
- d Departure time
- u Stops to pick up only

Portsmouth, Havant and Haslemere to London

Mondays to Fridays

| Operator Days of operation/Notes 1st Class/Reservations/Bus | | SW □ | SW □ | SW □ | SW □ | SW A □ | SW □ | SW A □ | SW A □ | SW □ | SW □ | SW □ | SW □ | SW □ | SW □ | SW □ | SW □ | SW □ | |
|---|---|---------|---------|---------|---------|---|---------|---|--------------|---------|---------|---------|---|---|---------|---|---|---------|---|
| Portsmouth Harbour (PMH) |  d | 0430 | 0512 | 0523 | 0545 | | 0610 | | | 0640 | | | 0713 | | 0731 | 0745 | | 0802 | 0815 |
| Portsmouth & Southsea (PMS) | d | 0435 | 0517 | 0528 | 0550 | | 0615 | | | 0644 | | 0658 | 0718 | | 0736 | 0751c | | 0807 | 0821c |
| Fratton (FTN) | d | 0439 | 0521 | 0532 | 0554 | | 0619 | | | 0649 | | 0703 | 0722 | | 0740 | 0755 | | 0811 | 0825 |
| Hilsea (HLS) | d | 0443 | | 0536 | | | | | | | | 0707 | | | 0744 | | | 0815 | |
| Bedhampton (BDH) | d | 0448 | | 0541 | | 0613 | | | | | | 0712 | | | 0749 | | | 0820 | |
| Havant (HAV) | d | 0451 | 0530 | 0544 | 0604 | 0616 | 0627 | | 0642 | 0658 | 0710 | 0716 | 0732 | | 0752 | 0804 | | 0823 | 0834 |
| Rowlands Castle (RLN) | d | 0456 | | 0549 | | 0621 | | | 0648 | | | 0721 | | | 0757 | | | 0828 | |
| Petersfield (PTR) | d | 0508 | 0544 | 0604e | 0618 | 0633 | 0642 | | 0700 | 0714 | 0725 | 0734 | 0747 | | 0809 | 0819 | | 0840 | 0849 |
| Liss (LIS) | d | 0513 | | 0609 | 0623 | 0638 | | | 0705 | 0719 | | 0739 | | | 0814 | | | 0845 | |
| Liphook (LIP) | d | 0519 | | 0616 | 0630 | 0644 | | | 0712 | 0726 | | 0746 | | | 0821 | | | 0851 | |
| Haslemere (HSL) |  a | 0525 | 0556 | 0621 | 0635 | 0650 | 0654 |  | 0717 | 0731 | 0736 | 0752 | 0758 |  | 0827 | 0832 |  | 0857 | 0901 |
| Haslemere (HSL) |  d | 0526 | 0557 | 0623 | 0637 | 0704 | 0658 | 0704 | 0720 | 0733 | 0738 | 0808 | 0800 | 0808 | 0838 | 0833 | 0838 | 0910 | 0902 |
| Witley (WTY) | d | 0532 | 0604 | | 0643 |  | | 0710 | | | | 0745 |  | | 0815 |  | | 0845 |  |
| Milford (Surrey) (MLF) | d | 0536 | 0609 | | 0647 | | | 0715 | | | | 0749 | | | 0819 | | | 0849 | |
| Godalming (GOD) | d | 0540 | 0613 | 0633 | 0651 | | 0708 | 0719 | 0731 | 0744 | 0753 | | | 0811 | 0824 | | 0844 | 0854 | 0912 |
| Farncombe (FNC) | d | 0543 | 0616 | 0636 | 0654 | | | 0722 | 0734 | | 0756 | | | | 0827 | | | 0857 | |
| Guildford (GLD) | a | 0548 | 0621 | 0641 | 0659 | | 0714 | 0727 | 0740 | 0750 | 0801 | | | 0817 | 0832 | | 0850 | 0902 | 0918 |
| Guildford (GLD) | d | 0550 | 0624 | 0643 | 0701 | | 0715 | 0729 | 0741 | 0752 | 0803 | | | 0819 | 0834 | | 0853 | 0904 | 0919 |
| Worplesdon (WPL) | d | 0555 | 0630 | | 0707 | | | 0735 | | | 0809 | | | | 0840 | | | 0910 | |
| Woking (WOK) | a | 0600 | 0635 | 0651 | 0712 | | 0726 | 0741 | 0750 | 0800 | 0813 | | | 0827 | 0845 | | | 0914 | 0927 |
| Clapham Junction (CLJ) |  a | 0620 | 0657 | 0712 | 0732 | | | | | | | | | | 0905 | | | | |
| London Waterloo (WAT) |  a | 0630 | 0709 | 0723 | 0743 | | 0753 | 0809 | 0819 | 0827 | 0841 | | | 0854 | 0916 | | 0930 | 0941 | 0955 |

| Operator 1st Class/Reservations/Bus | SW □ | SW □ | SW □ | SW □ | SW □ | SW □ | SW □ | SW □ | SW □ | SW □ | SW □ | SW □ | SW □ | SW □ | SW □ | SW □ | SW □ | SW □ | |
|--|---------|---------|---------|---------|---------|---------|---------|---------|---------|---------|---------|---------|---------|---------|---------|---------|---------|---------|------|
| Portsmouth Harbour (PMH) | d | | 0833 | 0915 | | 0933 | 1015 | | 1033 | 1115 | | 1133 | 1215 | | 1233 | 1315 | | 1333 | 1415 |
| Portsmouth & Southsea (PMS) | d | | 0837 | 0919 | | 0937 | 1019 | | 1037 | 1119 | | 1137 | 1219 | | 1237 | 1319 | | 1337 | 1419 |
| Fratton (FTN) | d | | 0841 | 0924 | | 0941 | 1024 | | 1041 | 1124 | | 1141 | 1224 | | 1241 | 1324 | | 1341 | 1424 |
| Hilsea (HLS) | d | | 0845 | | | 0945 | | | 1045 | | | 1145 | | | 1245 | | | 1345 | |
| Bedhampton (BDH) | d | | 0851 | | | 0950 | | | 1050 | | | 1150 | | | 1250 | | | 1350 | |
| Havant (HAV) | d | | 0854 | 0934 | | 0954 | 1034 | | 1054 | 1134 | | 1154 | 1234 | | 1254 | 1334 | | 1354 | 1434 |
| Rowlands Castle (RLN) | d | | 0859 | | | 0959 | | | 1059 | | | 1159 | | | 1259 | | | 1359 | |
| Petersfield (PTR) | d | | 0910 | 0948 | | 1010 | 1048 | | 1110 | 1148 | | 1210 | 1248 | | 1310 | 1348 | | 1410 | 1448 |
| Liss (LIS) | d | | 0915 | | | 1015 | | | 1115 | | | 1215 | | | 1315 | | | 1415 | |
| Liphook (LIP) | d | | 0922 | | | 1021 | | | 1121 | | | 1221 | | | 1321 | | | 1421 | |
| Haslemere (HSL) | a | | 0927 | 1000 | | 1027 | 1100 | | 1127 | 1200 | | 1227 | 1300 | | 1327 | 1400 | | 1427 | 1500 |
| Haslemere (HSL) | d | 0910 | 0931 | 1002 | 1010 | 1029 | 1102 | 1110 | 1129 | 1202 | 1210 | 1229 | 1302 | 1310 | 1329 | 1402 | 1410 | 1429 | 1502 |
| Witley (WTY) | d | 0917 | | | 1017 | | | 1117 | | | 1217 | | | 1317 | | | 1417 | | |
| Milford (Surrey) (MLF) | d | 0921 | | | 1021 | | | 1121 | | | 1221 | | | 1321 | | | 1421 | | |
| Godalming (GOD) | d | 0925 | 0941 | 1012 | 1025 | 1039 | 1112 | 1125 | 1139 | 1212 | 1225 | 1239 | 1312 | 1325 | 1339 | 1412 | 1425 | 1439 | 1512 |
| Farncombe (FNC) | d | 0928 | 0944 | | 1028 | 1042 | | 1128 | 1142 | | 1228 | 1242 | | 1328 | 1342 | | 1428 | 1442 | |
| Guildford (GLD) | a | 0933 | 0949 | 1018 | 1033 | 1047 | 1118 | 1133 | 1147 | 1218 | 1233 | 1247 | 1318 | 1333 | 1347 | 1418 | 1433 | 1447 | 1518 |
| Guildford (GLD) | d | 0935 | 0952 | 1019 | 1034 | 1049 | 1119 | 1134 | 1149 | 1219 | 1236 | 1249 | 1319 | 1334 | 1349 | 1419 | 1434 | 1449 | 1519 |
| Worplesdon (WPL) | d | 0941 | | | 1040 | | | 1140 | | | 1242 | | | 1340 | | | 1440 | | |
| Woking (WOK) | a | 0945 | 0959 | 1026 | 1044 | 1057 | 1126 | 1145 | 1157 | 1226 | 1246 | 1257 | 1326 | 1345 | 1357 | 1426 | 1444 | 1456 | 1526 |
| Clapham Junction (CLJ) | 10 a | 1005 | | | 1104 | | | 1205 | | | 1306 | | | 1406 | | | 1504 | | |
| London Waterloo (WAT) | 15 a | 1016 | 1032 | 1051 | 1118 | 1124 | 1151 | 1214 | 1222 | 1251 | 1316 | 1323 | 1351 | 1415 | 1423 | 1453 | 1513 | 1522 | 1551 |

NOTES (see introductory pages for explanation of train operator codes and standard symbols)

- a Arrival time
d Departure time
c Arrives 3 minutes earlier
e Arrives 4 minutes earlier

A From Fareham

Portsmouth, Havant and Haslemere to London

Mondays to Fridays

| Operator Days of operation/Notes 1st Class/Reservations/Bus | SW □ | SW □ | SW □ | SW B □ | SW □ | SW A □ | SW □ | SW □ | SW □ | SW □ | SW A □ | SW □ | SW □ | SW □ | SW □ | SW □ | SW □ | SW □ |
|---|---------|---------|---------|--------------|---------|--------------|---------|---------|---------|---------|--------------|---------|---------|---------|---------|---------|---------|---------|
| Portsmouth Harbour (PMH) | d | 1433 | 1515 | | 1533 | | | 1615 | | 1633 | | | 1715 | | 1733 | | 1815 | |
| Portsmouth & Southsea (PMS) | d | 1437 | 1520 | | 1537 | | 1607 | 1620 | | 1637 | | 1707 | 1720 | | 1737 | 1807 | 1820 | |
| Fratton (FTN) | d | 1441 | 1524 | | 1541 | | 1611 | 1624 | | 1641 | | 1711 | 1724 | | 1741 | 1811 | 1824 | |
| Hilsea (HLS) | d | 1445 | | | 1545 | | 1615 | | | 1645 | | 1715 | | | 1745 | 1815 | | |
| Bedhampton (BDH) | d | 1450 | | | 1550 | | 1620 | | | 1650 | | 1720 | | | 1750 | 1820 | | |
| Havant (HAV) | d | 1454 | 1533 | 1537 | 1554 | 1615 | 1624 | 1634 | | 1654 | 1715 | 1724 | 1734 | | 1754 | 1824 | 1834 | |
| Rowlands Castle (RLN) | d | 1459 | | | 1559 | | | | | 1659 | | | | | 1759 | | | |
| Petersfield (PTR) | d | 1510 | 1548 | 1552 | 1610 | 1629 | 1638 | 1648 | | 1710 | 1729 | 1738 | 1749 | | 1810 | 1838 | 1848 | |
| Liss (LIS) | d | 1515 | | | 1557 | 1615 | | 1643 | | 1715 | | 1743 | | | 1815 | 1843 | | |
| Liphook (LIP) | d | 1521 | | | 1603 | 1621 | | 1649 | | 1721 | | 1749 | | | 1821 | 1849 | | |
| Haslemere (HSL) | 4 a | 1527 | 1600 | 1609 | 1627 | 1640 | 1655 | 1700 | | 1727 | 1740 | 1755 | 1801 | | 1827 | 1855 | 1859 | |
| Haslemere (HSL) | 4 d | 1510 | 1529 | 1602 | 1610 | 1629 | 1642 | 1710 | 1701 | 1710 | 1730 | 1741 | 1810 | 1803 | 1810 | 1829 | 1910 | 1901 |
| Witley (WTY) | d | 1517 | | | 1616 | | | | | 1716 | | | | | 1816 | | | |
| Milford (Surrey) (MLF) | d | 1521 | | | 1620 | | | | | 1720 | | | | | 1820 | | | |
| Godalming (GOD) | d | 1525 | 1539 | 1612 | 1625 | 1639 | 1652 | | 1711 | 1724 | 1740 | 1751 | | 1813 | 1824 | 1839 | 1911 | 1924 |
| Farncombe (FNC) | d | 1528 | 1542 | | 1628 | 1642 | 1655 | | | 1727 | | 1754 | | | 1827 | 1842 | | 1927 |
| Guildford (GLD) | a | 1533 | 1547 | 1618 | 1633 | 1647 | 1700 | | 1718 | 1732 | 1746 | 1759 | | 1820 | 1832 | 1847 | 1918 | 1932 |
| Guildford (GLD) | d | 1534 | 1549 | 1619 | 1634 | 1649 | 1702 | | 1719 | 1734 | 1748 | 1801 | | 1822 | 1834 | 1849 | 1922 | 1934 |
| Worplesdon (WPL) | d | 1540 | | | 1640 | | 1708 | | | 1740 | | 1807 | | | 1840 | | | 1940 |
| Woking (WOK) | a | 1545 | 1557 | 1626 | 1645 | 1657 | 1712 | | 1727 | 1744 | 1756 | 1811 | | 1833 | 1844 | 1856 | | 1944 |
| Clapham Junction (CLJ) | 10 a | 1605 | | | 1705 | | 1732 | | | 1804 | | 1831 | | | 1904 | | | 2004 |
| London Waterloo (WAT) | 15 a | 1614 | 1622 | 1651 | 1714 | 1722 | 1741 | | 1752 | 1813 | 1824 | 1841 | | 1859 | 1913 | 1922 | | 1959 |

| Operator Days of operation/Notes 1st Class/Reservations/Bus | SW □ | SW □ | SW B □ | SW □ | SW □ | SW □ | SW □ | SW □ | SW □ | SW □ | SW C □ | SW □ |
|---|---------|---------|--------------|---------|---------|---------|---------|---------|---------|---------|--------------|---------|
| Portsmouth Harbour (PMH) | d | 1833 | 1915 | | 1933 | 2015 | | 2033 | | 2133 | 2233 | 2319 |
| Portsmouth & Southsea (PMS) | d | 1838 | 1920 | | 1938 | 2020 | | 2038 | | 2138 | 2237 | 2324 |
| Fratton (FTN) | d | 1842 | 1924 | | 1942 | 2024 | | 2042 | | 2142 | 2241 | 2328 |
| Hilsea (HLS) | d | 1846 | | | 1946 | | | 2046 | | 2146 | 2245 | 2332 |
| Bedhampton (BDH) | d | 1851 | | | 1951 | | | 2051 | | 2151 | 2250 | 2337 |
| Havant (HAV) | d | 1855 | 1934 | 1937 | 1954 | 2033 | | 2054 | | 2154 | 2253 | 2340 |
| Rowlands Castle (RLN) | d | 1900 | | | 1959 | | | 2059 | | 2159 | 2258 | 2345 |
| Petersfield (PTR) | d | 1911 | 1948 | 1952 | 2011 | 2048 | | 2111 | | 2210 | 2309 | 2357 |
| Liss (LIS) | d | 1916 | | | 2016 | | | 2116 | | 2215 | 2314 | 0002 |
| Liphook (LIP) | d | 1922 | | | 2022 | | | 2122 | | 2221 | 2320 | 0008 |
| Haslemere (HSL) | 4 a | 1928 | 1959 | 2004 | 2028 | 2100 | | 2128 | | 2227 | 2326 | 0014 |
| Haslemere (HSL) | 4 d | 1929 | 2000 | 2011 | 2030 | 2101 | 2110 | 2129 | 2211 | 2228 | 2326 | 0015 |
| Witley (WTY) | d | | | 2017 | | | 2116 | | 2217 | | 2333 | 0021 |
| Milford (Surrey) (MLF) | d | | | 2021 | | | 2120 | | 2221 | | 2337 | 0025 |
| Godalming (GOD) | d | 1939 | 2010 | 2025 | 2040 | 2111 | 2125 | 2139 | 2225 | 2238 | 2341 | 0029 |
| Farncombe (FNC) | d | 1942 | | 2028 | 2043 | | 2128 | 2142 | 2228 | 2241 | 2344 | 0032 |
| Guildford (GLD) | a | 1947 | 2016 | 2033 | 2048 | 2117 | 2133 | 2147 | 2233 | 2246 | 2349 | 0038 |
| Guildford (GLD) | d | 1948 | 2017 | 2034 | 2049 | 2118 | 2139 | 2150 | 2235 | 2248 | 2353 | |
| Worplesdon (WPL) | d | | | 2040 | | | 2145 | | 2241 | | 2359 | |
| Woking (WOK) | a | 1956 | 2025 | 2046 | 2058 | 2126 | 2152 | 2159 | 2245 | 2255 | 0003 | |
| Clapham Junction (CLJ) | 10 a | | | | | | 2212 | | 2305 | | 0030 | |
| London Waterloo (WAT) | 15 a | 2024 | 2051 | | 2131 | 2151 | 2221 | 2226 | 2314 | 2320 | 0039 | |

NOTES (see introductory pages for explanation of train operator codes and standard symbols)

a Arrival time
d Departure time

A From Fareham
B From Southampton Central
C Also calls at Surbiton 0016 and Wimbledon 0024

Portsmouth, Havant and Haslemere to London

Saturdays

| Operator Days of operation/Notes 1st Class/Reservations/Bus | SW □ | SW □ | SW □ | SW □ | SW A □ | SW □ | SW A □ | SW □ | SW □ | SW □ | SW □ | SW □ | SW □ | SW □ | SW □ | SW □ | SW □ | SW □ |
|---|-----------|---------|---------|---------|--------------|---------|--------------|---------|---------|---------|---------|---------|---------|---------|---------|---------|---------|---------|
| Portsmouth Harbour (PMH) | d 0441 | 0515 | 0533 | 0615 | | 0645 | | 0715 | | 0745 | | 0815 | | 0845 | | 0915 | | 0945 |
| Portsmouth & Southsea (PMS) | d 0446 | 0520 | 0537 | 0619 | | 0649 | | 0721c | 0737 | 0751c | | 0821c | 0837 | 0851c | | 0920 | 0937 | 0951c |
| Fratton (FTN) | d 0450 | 0524 | 0541 | 0624 | | 0653 | | 0725 | 0741 | 0755 | | 0825 | 0841 | 0855 | | 0924 | 0941 | 0955 |
| Hilsea (HLS) | d 0454 | | 0545 | | | 0657 | | | 0745 | | | | 0845 | | | | 0945 | |
| Bedhampton (BDH) | d 0459 | | 0550 | | | 0702 | | | 0750 | | | | 0850 | | | | 0950 | |
| Havant (HAV) | d 0502 | 0533 | 0553 | 0634 | 0653 | 0705 | | 0734 | 0753 | 0804 | | 0834 | 0853 | 0904 | | 0934 | 0953 | 1004 |
| Rowlands Castle (RLN) | d 0507 | | 0558 | | 0658 | | | | 0758 | | | | 0858 | | | | 0958 | |
| Petersfield (PTR) | d 0519 | 0547 | 0609 | 0648 | 0709 | 0719 | | 0748 | 0809 | 0818 | | 0848 | 0909 | 0918 | | 0948 | 1009 | 1018 |
| Liss (LIS) | d 0525 | | 0614 | | 0714 | | | | 0814 | | | | 0914 | | | | 1014 | |
| Liphook (LIP) | d 0532 | | 0620 | | 0721 | | | | 0820 | | | | 0920 | | | | 1020 | |
| Haslemere (HSL) | 4 a 0538 | 0558 | 0626 | 0659 | 0727 | 0730 | ← | 0759 | 0826 | 0830 | ← | 0900 | 0926 | 0930 | ← | 1000 | 1026 | 1030 |
| Haslemere (HSL) | 4 d 0539 | 0600 | 0626 | 0700 | 0737 | 0731 | 0737 | 0800 | 0837 | 0832 | 0837 | 0900 | 0936 | 0932 | 0936 | 1001 | 1037 | 1032 |
| Witley (WTY) | d 0545 | | 0633 | | ← | | 0743 | | ← | | 0843 | | ← | | 0943 | | ← | |
| Milford (Surrey) (MLF) | d 0549 | | 0637 | | | | 0747 | | | | 0847 | | | | 0947 | | | |
| Godalming (GOD) | d 0553 | 0610 | 0641 | 0710 | | 0741 | 0751 | 0810 | | 0842 | 0851 | 0910 | | 0942 | 0951 | 1011 | | 1042 |
| Farncombe (FNC) | d 0556 | 0613 | 0644 | 0713 | | | 0754 | 0813 | | | 0854 | 0913 | | | 0954 | 1014 | | |
| Guildford (GLD) | a 0602 | 0618 | 0649 | 0718 | | 0747 | 0759 | 0818 | | 0848 | 0859 | 0918 | | 0948 | 0959 | 1019 | | 1048 |
| Guildford (GLD) | d 0604 | 0619 | 0650 | 0719 | | 0748 | 0801 | 0819 | | 0849 | 0900 | 0919 | | 0949 | 1000 | 1020 | | 1049 |
| Worplesdon (WPL) | d | | | | | | 0807 | | | | 0906 | | | | 1006 | | | |
| Woking (WOK) | a 0611 | 0626 | | 0728 | | 0755 | 0811 | 0827 | | 0856 | 0911 | 0927 | | 0956 | 1011 | 1027 | | 1056 |
| Clapham Junction (CLJ) | 10 a 0632 | 0646 | 0724 | | | | 0831 | | | | 0931 | | | | 1031 | | | |
| London Waterloo (WAT) | 15 a 0641 | 0655 | 0734 | 0754 | | 0820 | 0841 | 0852 | | 0922 | 0940 | 0952 | | 1022 | 1040 | 1052 | | 1124 |






| Operator 1st Class/Reservations/Bus | SW □ | SW □ | SW □ | SW □ | SW □ | SW □ | SW □ | SW □ | SW □ | SW □ | SW □ | SW □ | SW □ | SW □ | SW □ | SW □ | SW □ | SW □ |
|--|------------|---------|---------|---------|---------|---------|---------|---------|---------|---------|---------|---------|---------|---------|---------|---------|---------|---------|
| Portsmouth Harbour (PMH) | | 1015 | | 1045 | | 1115 | | 1145 | | 1215 | | 1245 | | 1315 | | 1345 | | 1415 |
| Portsmouth & Southsea (PMS) | d | 1020 | 1037 | 1051c | | 1120 | 1137 | 1151c | | 1220 | 1237 | 1251c | | 1320 | 1337 | 1351c | | 1420 |
| Fratton (FTN) | d | 1024 | 1041 | 1055 | | 1124 | 1141 | 1155 | | 1224 | 1241 | 1255 | | 1324 | 1341 | 1355 | | 1424 |
| Hilsea (HLS) | d | | | 1045 | | | | 1145 | | | | 1245 | | | | 1345 | | |
| Bedhampton (BDH) | d | | | 1050 | | | | 1150 | | | | 1250 | | | | 1350 | | |
| Havant (HAV) | d | | 1034 | 1053 | 1104 | | 1134 | 1153 | 1204 | | 1234 | 1253 | 1304 | | 1334 | 1353 | 1404 | 1434 |
| Rowlands Castle (RLN) | d | | | 1058 | | | | 1158 | | | | 1258 | | | | 1358 | | |
| Petersfield (PTR) | d | | 1048 | 1109 | 1118 | | 1148 | 1209 | 1218 | | 1248 | 1309 | 1318 | | 1348 | 1409 | 1418 | 1448 |
| Liss (LIS) | d | | | 1114 | | | | 1214 | | | | 1314 | | | | 1414 | | |
| Liphook (LIP) | d | | | 1120 | | | | 1220 | | | | 1320 | | | | 1420 | | |
| Haslemere (HSL) | 4 a ← 1100 | 1126 | 1130 | ← | 1200 | 1226 | 1230 | ← | 1300 | 1326 | 1330 | ← | 1400 | 1426 | 1430 | ← | 1500 | |
| Haslemere (HSL) | 4 d 1037 | 1100 | 1137 | 1132 | 1137 | 1200 | 1237 | 1232 | 1237 | 1300 | 1337 | 1332 | 1337 | 1400 | 1437 | 1432 | 1437 | 1500 |
| Witley (WTY) | d 1043 | | ← | | 1143 | | ← | | 1243 | | ← | | 1343 | | ← | | 1443 | |
| Milford (Surrey) (MLF) | d 1047 | | | | 1147 | | | 1247 | | | | 1347 | | | | 1447 | | |
| Godalming (GOD) | d 1051 | 1110 | | 1142 | 1151 | 1210 | | 1242 | 1251 | 1310 | | 1342 | 1351 | 1410 | | 1442 | 1451 | 1510 |
| Farncombe (FNC) | d 1054 | 1113 | | | 1154 | 1213 | | 1254 | 1313 | | | 1354 | 1413 | | | 1454 | 1513 | |
| Guildford (GLD) | a 1059 | 1118 | | 1148 | 1159 | 1218 | | 1248 | 1259 | 1318 | | 1348 | 1359 | 1418 | | 1448 | 1459 | 1518 |
| Guildford (GLD) | d 1100 | 1119 | | 1149 | 1200 | 1219 | | 1249 | 1300 | 1319 | | 1349 | 1400 | 1419 | | 1449 | 1500 | 1519 |
| Worplesdon (WPL) | d 1106 | | | | 1206 | | | | 1306 | | | | 1406 | | | | 1506 | |
| Woking (WOK) | a 1111 | 1127 | | 1157 | 1211 | 1227 | | 1257 | 1311 | 1327 | | 1357 | 1411 | 1427 | | 1457 | 1511 | 1527 |
| Clapham Junction (CLJ) | 10 a 1131 | | | | 1231 | | | | 1331 | | | | 1431 | | | | 1531 | |
| London Waterloo (WAT) | 15 a 1141 | 1154 | | 1228 | 1240 | 1253 | | 1322 | 1340 | 1352 | | 1422 | 1440 | 1452 | | 1522 | 1540 | 1552 |






NOTES (see introductory pages for explanation of train operator codes and standard symbols)

- a Arrival time
d Departure time
c Arrives 3 minutes earlier
A From Southampton Central

Portsmouth, Havant and Haslemere to London

Saturdays

| Operator 1st Class/Reservations/Bus | SW □ | SW □ | SW □ | SW □ | SW □ | SW □ | SW □ | SW □ | SW □ | SW □ | SW □ | SW □ | SW □ | SW □ | SW □ | SW □ | SW □ | SW □ |
|--|---------|---------|---------|---------|---------|---------|---------|---------|---------|---------|---------|---------|---------|---------|---------|---------|---------|------------|
| Portsmouth Harbour (PMH)  | d | | 1445 | | 1515 | | 1545 | | 1615 | | 1645 | | 1715 | | 1745 | | 1815 | 1845 |
| Portsmouth & Southsea (PMS) | d | 1437 | 1451c | | 1520 | 1537 | 1551c | | 1620 | 1637 | 1651c | | 1720 | 1737 | 1751c | | 1820 | 1837 1851c |
| Fratton (FTN) | d | 1441 | 1455 | | 1524 | 1541 | 1555 | | 1624 | 1641 | 1655 | | 1724 | 1741 | 1755 | | 1824 | 1841 1855 |
| Hilsea (HLS) | d | 1445 | | | | 1545 | | | | 1645 | | | | 1745 | | | | 1845 |
| Bedhampton (BDH) | d | 1450 | | | | 1550 | | | | 1650 | | | | 1750 | | | | 1850 |
| Havant (HAV) | d | 1453 | 1504 | | 1534 | 1553 | 1604 | | 1634 | 1653 | 1704 | | 1734 | 1753 | 1804 | | 1834 | 1853 1904 |
| Rowlands Castle (RLN) | d | 1458 | | | | 1558 | | | | 1658 | | | | 1758 | | | | 1858 |
| Petersfield (PTR) | d | 1509 | 1518 | | 1548 | 1609 | 1618 | | 1648 | 1709 | 1718 | | 1748 | 1809 | 1818 | | 1848 | 1909 1918 |
| Liss (LIS) | d | 1514 | | | | 1614 | | | | 1714 | | | | 1814 | | | | 1914 |
| Liphook (LIP) | d | 1520 | | | | 1620 | | | | 1720 | | | | 1820 | | | | 1920 |
| Haslemere (HSL)  | a | 1526 | 1530 | ← | 1600 | 1626 | 1630 | ← | 1700 | 1726 | 1730 | ← | 1800 | 1826 | 1830 | ← | 1900 | 1926 1930 |
| Haslemere (HSL)  | d | 1537 | 1532 | 1537 | 1600 | 1637 | 1632 | 1637 | 1700 | 1737 | 1732 | 1737 | 1800 | 1837 | 1832 | 1837 | 1900 | 1937 1932 |
| Witley (WTY) | ← | | | 1543 | | ← | | 1643 | | ← | | 1743 | | ← | | 1843 | | ← |
| Milford (Surrey) (MLF) | d | | | 1547 | | | | 1647 | | | | 1747 | | | | 1847 | | |
| Godalming (GOD) | d | | 1542 | 1551 | 1610 | | 1642 | 1651 | 1710 | | 1742 | 1751 | 1810 | | 1842 | 1851 | 1910 | 1942 |
| Farncombe (FNC) | d | | | 1554 | 1613 | | | 1654 | 1713 | | | 1754 | 1813 | | | 1854 | 1913 | |
| Guildford (GLD) | a | | 1548 | 1559 | 1618 | | 1648 | 1659 | 1718 | | 1748 | 1759 | 1818 | | 1848 | 1859 | 1918 | 1948 |
| Guildford (GLD) | d | | 1549 | 1600 | 1619 | | 1649 | 1700 | 1719 | | 1749 | 1800 | 1819 | | 1849 | 1900 | 1919 | 1949 |
| Worplesdon (WPL) | d | | | 1606 | | | | 1706 | | | | 1806 | | | | 1906 | | |
| Woking (WOK) | a | | 1557 | 1611 | 1627 | | 1657 | 1711 | 1727 | | 1757 | 1811 | 1827 | | 1857 | 1911 | 1927 | 1957 |
| Clapham Junction (CLJ)  | a | | | 1631 | | | | 1731 | | | | 1831 | | | | 1931 | | |
| London Waterloo (WAT)  | a | | 1622 | 1640 | 1652 | | 1722 | 1740 | 1752 | | 1822 | 1840 | 1852 | | 1922 | 1940 | 1952 | 2022 |

| Operator Days of operation/Notes 1st Class/Reservations/Bus | SW □ | SW □ | SW □ | SW □ | SW □ | SW □ | SW □ | SW □ | SW □ | SW □ |
|--|---------|---------|---------|---------|---------|---------|---------|---------|---------|---------|
| Portsmouth Harbour (PMH)  | d | | 1915 | | 1945 | | 2015 | 2033 | 2132 | 2319 |
| Portsmouth & Southsea (PMS) | d | | 1920 | 1937 | 1951c | | 2020 | 2038 | 2136 | 2324 |
| Fratton (FTN) | d | | 1924 | 1941 | 1955 | | 2024 | 2042 | 2140 | 2328 |
| Hilsea (HLS) | d | | | 1945 | | | | 2046 | 2144 | 2332 |
| Bedhampton (BDH) | d | | | 1950 | | | | 2051 | 2149 | 2338 |
| Havant (HAV) | d | | 1934 | 1953 | 2004 | | 2034 | 2054 | 2152 | 2341 |
| Rowlands Castle (RLN) | d | | | 1958 | | | | 2059 | 2157 | 2346 |
| Petersfield (PTR) | d | | 1948 | 2009 | 2018 | | 2048 | 2110 | 2208 | 2357 |
| Liss (LIS) | d | | | 2014 | | | | 2115 | 2213 | 0002 |
| Liphook (LIP) | d | | | 2020 | | | | 2121 | 2219 | 0008 |
| Haslemere (HSL)  | a | ← | 2000 | 2026 | 2030 | ← | 2100 | 2127 | 2225 | 0014 |
| Haslemere (HSL)  | d | 1937 | 2000 | 2037 | 2032 | 2037 | 2100 | 2128 | 2225 | 0015 |
| Witley (WTY) | d | 1943 | | ← | | 2043 | | 2134 | 2232 | 0021 |
| Milford (Surrey) (MLF) | d | 1947 | | | | 2047 | | 2138 | 2236 | 0025 |
| Godalming (GOD) | d | 1951 | 2010 | | 2042 | 2051 | 2110 | 2142 | 2240 | 0029 |
| Farncombe (FNC) | d | 1954 | 2013 | | | 2054 | 2113 | 2145 | 2243 | 0032 |
| Guildford (GLD) | a | 1959 | 2018 | | 2048 | 2059 | 2118 | 2150 | 2248 | 0037 |
| Guildford (GLD) | d | 2000 | 2019 | | 2049 | 2100 | 2119 | 2151 | 2249 | |
| Worplesdon (WPL) | d | 2006 | | | | 2106 | | | | |
| Woking (WOK) | a | 2011 | 2027 | | 2057 | 2111 | 2127 | 2159 | 2256 | 0002 |
| Clapham Junction (CLJ)  | a | 2034 | | | | 2131 | | 2219 | 2316 | 0028 |
| London Waterloo (WAT)  | a | 2043 | 2052 | | 2122 | 2140 | 2152 | 2228 | 2325 | 0037 |






NOTES (see introductory pages for explanation of train operator codes and standard symbols)






- a Arrival time
d Departure time
c Arrives 3 minutes earlier

B Also calls at Surbiton 0014 and Wimbledon 0022

Portsmouth, Havant and Haslemere to London

Sundays

| Operator 1st Class/Reservations/Bus | | SW □ | SW □ | SW □ | SW □ | SW □ | SW □ | SW □ | SW □ | SW □ | SW □ | SW □ | SW □ | SW □ | SW □ | SW □ | SW □ | SW □ | SW □ |
|--|---|---------|---------|---------|---------|---------|---------|---------|---------|---------|---------|---------|---------|---------|---------|---------|---------|---------|---------|
| Portsmouth Harbour (PMH)  | d | 0643 | 0732 | 0743 | 0832 | 0848 | 0932 | 0948 | 1032 | 1048 | 1132 | 1148 | 1232 | 1248 | 1332 | 1348 | 1432 | 1448 | 1532 |
| Portsmouth & Southsea (PMS) | d | 0648 | 0737 | 0747 | 0837 | 0852 | 0937 | 0952 | 1037 | 1052 | 1137 | 1152 | 1237 | 1252 | 1337 | 1352 | 1437 | 1452 | 1537 |
| Fratton (FTN) | d | 0652 | 0743c | 0751 | 0842 | 0856 | 0941 | 0956 | 1041 | 1056 | 1141 | 1156 | 1241 | 1256 | 1341 | 1356 | 1441 | 1456 | 1541 |
| Hilsea (HLS) | d | | | | | | | | | | | | | | | | | | |
| Bedhampton (BDH) | d | 0659 | | 0758 | | 0904 | | 1004 | | 1104 | | 1204 | | 1304 | | 1404 | | 1504 | |
| Havant (HAV) | d | 0702 | 0751 | 0802 | 0850 | 0907 | 0950 | 1007 | 1050 | 1107 | 1150 | 1207 | 1250 | 1307 | 1350 | 1407 | 1450 | 1507 | 1550 |
| Rowlands Castle (RLN) | d | 0707 | | 0807 | | 0912 | | 1012 | | 1112 | | 1212 | | 1312 | | 1412 | | 1512 | |
| Petersfield (PTR) | d | 0719 | 0805 | 0819 | 0904 | 0924 | 1004 | 1024 | 1104 | 1124 | 1204 | 1224 | 1304 | 1324 | 1404 | 1424 | 1504 | 1524 | 1604 |
| Liss (LIS) | d | 0724 | | 0824 | | 0929 | | 1029 | | 1129 | | 1229 | | 1329 | | 1429 | | 1529 | |
| Liphook (LIP) | d | 0730 | | 0830 | | 0935 | | 1035 | | 1135 | | 1235 | | 1335 | | 1435 | | 1535 | |
| Haslemere (HSL)  | a | 0738 | 0817 | 0838 | 0916 | 0941 | 1016 | 1041 | 1115 | 1141 | 1215 | 1241 | 1315 | 1341 | 1415 | 1441 | 1515 | 1541 | 1615 |
| Haslemere (HSL)  | d | 0739 | 0817 | 0839 | 0917 | 0942 | 1017 | 1042 | 1117 | 1142 | 1217 | 1242 | 1317 | 1342 | 1417 | 1442 | 1517 | 1542 | 1617 |
| Witley (WTY) | d | 0745 | | 0845 | | 0948 | | 1048 | | 1148 | | 1248 | | 1348 | | 1448 | | 1548 | |
| Milford (Surrey) (MLF) | d | 0749 | | 0849 | | 0952 | | 1052 | | 1152 | | 1252 | | 1352 | | 1452 | | 1552 | |
| Godalming (GOD) | d | 0753 | 0827 | 0853 | 0927 | 0956 | 1027 | 1056 | 1127 | 1156 | 1227 | 1256 | 1327 | 1356 | 1427 | 1456 | 1527 | 1556 | 1627 |
| Farncombe (FNC) | d | 0756 | | 0856 | | 0959 | | 1059 | | 1159 | | 1259 | | 1359 | | 1459 | | 1559 | |
| Guildford (GLD) | a | 0801 | 0833 | 0901 | 0933 | 1004 | 1033 | 1104 | 1133 | 1204 | 1233 | 1304 | 1333 | 1404 | 1433 | 1504 | 1533 | 1604 | 1633 |
| Guildford (GLD) | d | 0803 | 0835 | 0903 | 0935 | 1005 | 1035 | 1105 | 1135 | 1205 | 1235 | 1305 | 1335 | 1405 | 1435 | 1505 | 1535 | 1605 | 1635 |
| Worplesdon (WPL) | d | | | | | | | | | | | | | | | | | | |
| Woking (WOK) | a | 0813 | 0842 | 0913 | 0942 | 1013 | 1042 | 1113 | 1142 | 1213 | 1242 | 1313 | 1342 | 1413 | 1442 | 1513 | 1542 | 1613 | 1642 |
| Clapham Junction (CLJ)  | a | 0839 | 0908 | 0939 | 1005 | 1035 | 1106 | 1135 | 1204 | 1234 | 1304 | 1334 | 1404 | 1434 | 1503 | 1534 | 1604 | 1634 | 1704 |
| London Waterloo (WAT)  | a | 0849 | 0920 | 0949 | 1019 | 1048 | 1119 | 1148 | 1215 | 1244 | 1314 | 1344 | 1414 | 1444 | 1513 | 1544 | 1614 | 1644 | 1714 |

| Operator 1st Class/Reservations/Bus | | SW □ | SW □ | SW □ | SW □ | SW □ | SW □ | SW □ | SW □ | SW □ | SW □ | SW □ | SW □ | SW □ | SW □ | SW □ | SW □ |
|--|---|---------|---------|---------|---------|---------|---------|---------|---------|---------|---------|---------|---------|---------|---------|---------|---------|
| Portsmouth Harbour (PMH)  | d | 1548 | 1632 | 1648 | 1732 | 1748 | 1832 | 1848 | 1932 | 1948 | 2032 | 2048 | 2132 | 2148 | 2232 | 2248 | |
| Portsmouth & Southsea (PMS) | d | 1552 | 1637 | 1652 | 1737 | 1752 | 1837 | 1852 | 1937 | 1952 | 2037 | 2052 | 2137 | 2152 | 2237 | 2252 | |
| Fratton (FTN) | d | 1556 | 1641 | 1656 | 1741 | 1756 | 1841 | 1856 | 1941 | 1956 | 2041 | 2056 | 2141 | 2156 | 2241 | 2256 | |
| Hilsea (HLS) | d | | | | | | | | | | | | | | | | |
| Bedhampton (BDH) | d | 1604 | | 1704 | | 1804 | | 1904 | | 2004 | | 2104 | | 2204 | | 2304 | |
| Havant (HAV) | d | 1607 | 1650 | 1707 | 1750 | 1807 | 1850 | 1907 | 1950 | 2007 | 2050 | 2107 | 2150 | 2207 | 2250 | 2307 | |
| Rowlands Castle (RLN) | d | 1612 | | 1712 | | 1812 | | 1912 | | 2013 | | 2112 | | 2212 | | 2312 | |
| Petersfield (PTR) | d | 1624 | 1704 | 1724 | 1804 | 1824 | 1904 | 1924 | 2004 | 2024 | 2104 | 2124 | 2204 | 2224 | 2304 | 2324 | |
| Liss (LIS) | d | 1629 | | 1729 | | 1829 | | 1929 | | 2029 | | 2129 | | 2229 | | 2329 | |
| Liphook (LIP) | d | 1635 | | 1735 | | 1835 | | 1935 | | 2035 | | 2135 | | 2235 | | 2335 | |
| Haslemere (HSL)  | a | 1641 | 1715 | 1741 | 1815 | 1841 | 1915 | 1941 | 2015 | 2041 | 2115 | 2141 | 2215 | 2241 | 2315 | 2341 | |
| Haslemere (HSL)  | d | 1642 | 1717 | 1742 | 1817 | 1842 | 1917 | 1942 | 2017 | 2042 | 2117 | 2142 | 2217 | 2242 | 2317 | 2342 | |
| Witley (WTY) | d | 1648 | | 1748 | | 1848 | | 1948 | | 2048 | | 2148 | | 2248 | | 2348 | |
| Milford (Surrey) (MLF) | d | 1652 | | 1752 | | 1852 | | 1952 | | 2052 | | 2152 | | 2252 | | 2352 | |
| Godalming (GOD) | d | 1656 | 1727 | 1756 | 1827 | 1856 | 1927 | 1956 | 2027 | 2056 | 2127 | 2156 | 2227 | 2256 | 2327 | 2356 | |
| Farncombe (FNC) | d | 1659 | | 1759 | | 1859 | | 1959 | | 2059 | | 2159 | | 2259 | | 2359 | |
| Guildford (GLD) | a | 1704 | 1733 | 1804 | 1833 | 1904 | 1933 | 2004 | 2033 | 2104 | 2133 | 2204 | 2233 | 2304 | 2333 | 0004 | |
| Guildford (GLD) | d | 1705 | 1735 | 1805 | 1835 | 1905 | 1935 | 2005 | 2035 | 2105 | 2135 | 2205 | 2235 | 2305 | 2335 | 0008 | |
| Worplesdon (WPL) | d | | | | | | | | | | | | | | | | |
| Woking (WOK) | a | 1713 | 1742 | 1813 | 1844 | 1913 | 1942 | 2013 | 2042 | 2113 | 2142 | 2213 | 2242 | 2314 | 2342 | 0017 | |
| Clapham Junction (CLJ)  | a | 1734 | 1804 | 1834 | 1904 | 1934 | 2004 | 2034 | 2104 | 2134 | 2204 | 2234 | 2304 | 2334 | 0006 | | |
| London Waterloo (WAT)  | a | 1744 | 1814 | 1844 | 1914 | 1944 | 2014 | 2044 | 2114 | 2144 | 2215 | 2244 | 2314 | 2344 | 0015 | | |

NOTES (see introductory pages for explanation of train operator codes and standard symbols)

- a Arrival time
d Departure time
c Arrives 3 minutes earlier